

18'  
RLT

# THE HARBOUR

GEORGIAN SANDS  
Memories Begin Here



ELEVATION B | 1562 SQ. FT.

GEORGIANSANDS.COM

All measurements are calculated in accordance with industry accepted standards. Room dimensions, window configurations, number of steps and overall floor specifications may vary with final construction documents and site conditions.  
All specifications and materials are subject to change without notice. All illustrations are artist's concept. E.&O.E

ELM  
DEVELOPMENTS

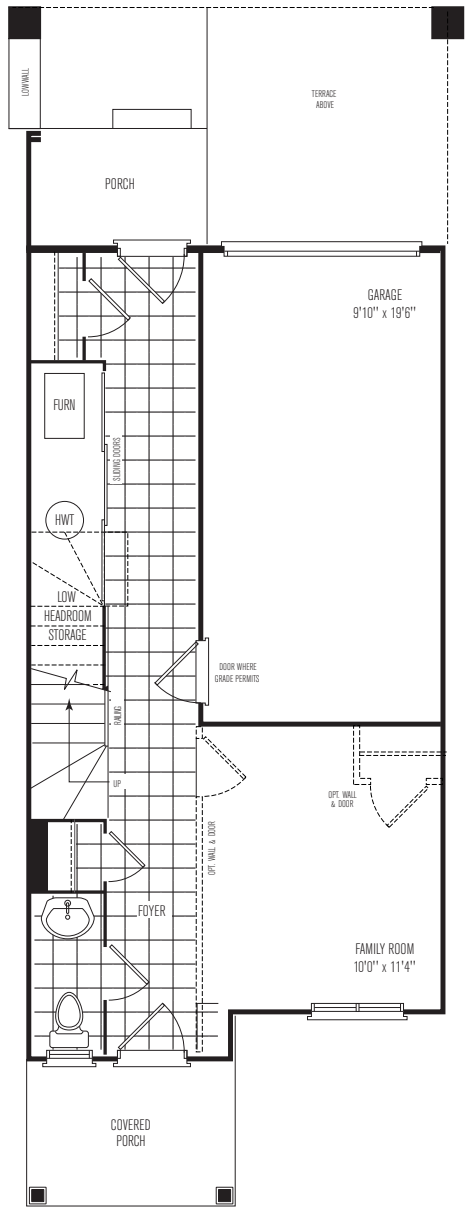


18'  
RLT

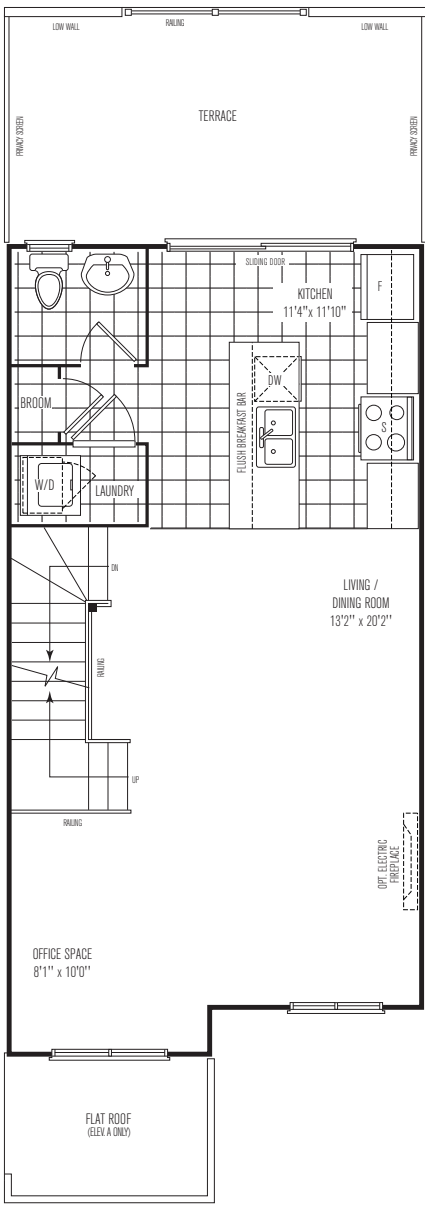
# THE HARBOUR

3 BED  
2 FULL BATH  
2 HALF BATH

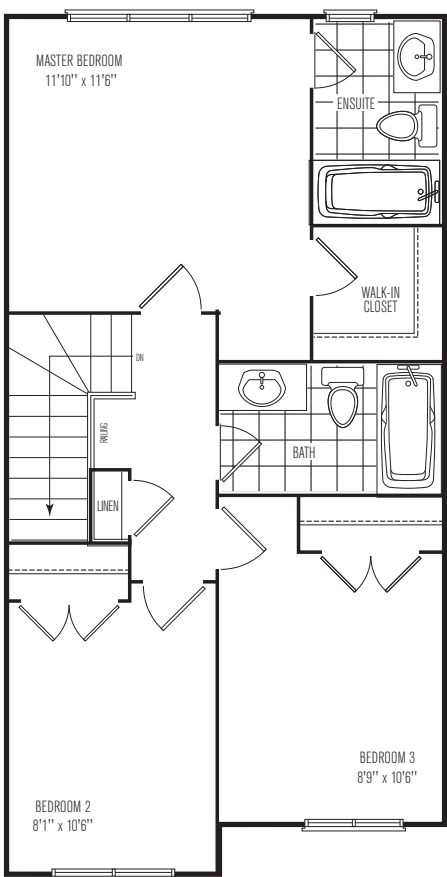
ELEVATION B: 1562 SQ. FT.



GROUND FLOOR | ELEV. A & B



SECOND FLOOR | ELEV. A & B



THIRD FLOOR | ELEV. A & B

GEORGIANSDS.COM

All measurements are calculated in accordance with industry accepted standards. Room dimensions, window configurations, number of steps and overall floor specifications may vary with final construction documents and site conditions. All specifications and materials are subject to change without notice. All illustrations are artist's concept. E.&O.E

